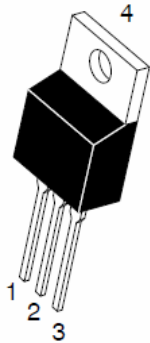
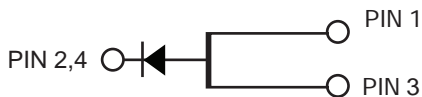


Trench MOS Barrier Schottky Rectifier

TO-220AB
TSR10L100CT-S



ITO-220AB
TSR10L100CTF-S



Features

- Advanced trench technology
- Low forward voltage drop
- Low power losses
- High efficiency operation
- Lead Free Finish, RoHS Compliant

Applications

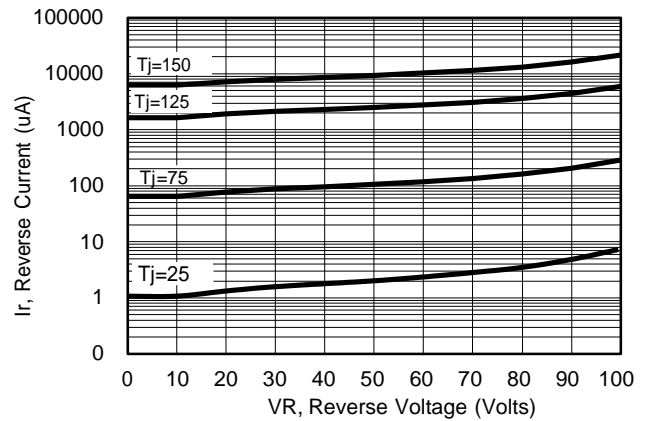
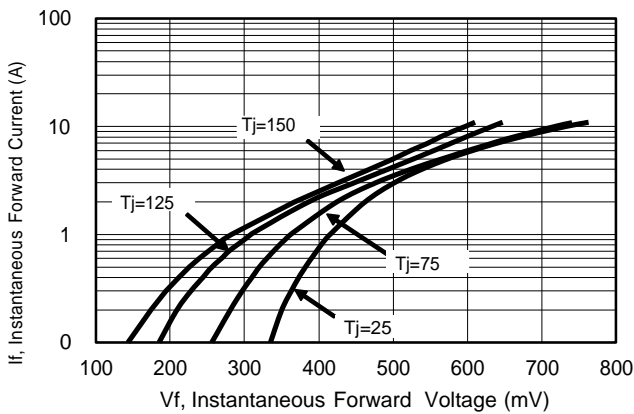
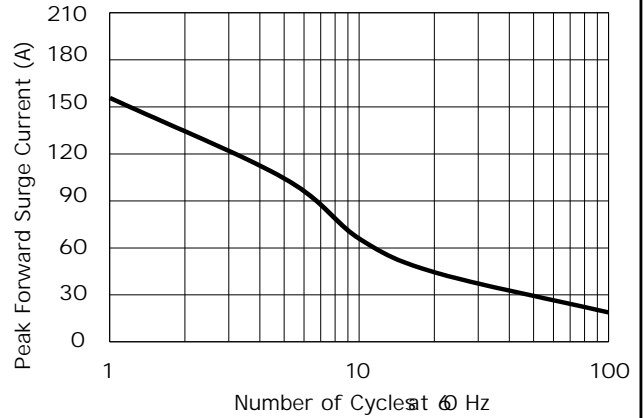
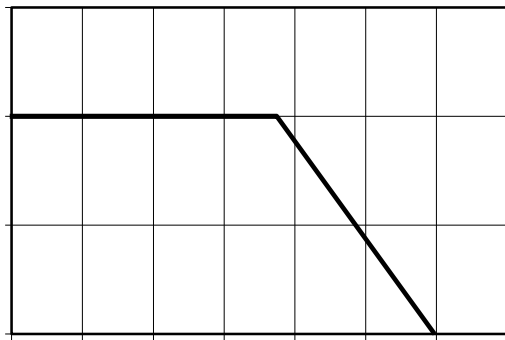
- DC/DC Converters
- AC/DC Adaptors
- Switching Power Supplies
- Freewheeling Diodes

Maximum ratings and electrical characteristics (T_J = 25°C unless otherwise noted)

Parameter		Symbol	Limit		Unit
Maximum repetitive peak reverse voltage		VRRM	1 0		V
Maximum average forward rectified current	per device	IF(AV)	10		A
Peak forward surge current 8.3 ms single half sine- wave superimposed on rated load per diode		IFSM	0		A
Operating junction and storage temperature range		TJ, TSTG	-55 to +150		°C
Typical thermal resistance per leg		TO-220AB	2		°C/W
		ITO-220AB	4		°C/W
Instantaneous forward voltage per diode			TYP.	MAX.	V
	IF=2A	TJ=25°C	0.		
	IF=2A	TJ=125°C		-	
	IF=10A	TJ=25°C			
Instantaneous reverse current per diode at rated reverse voltage					

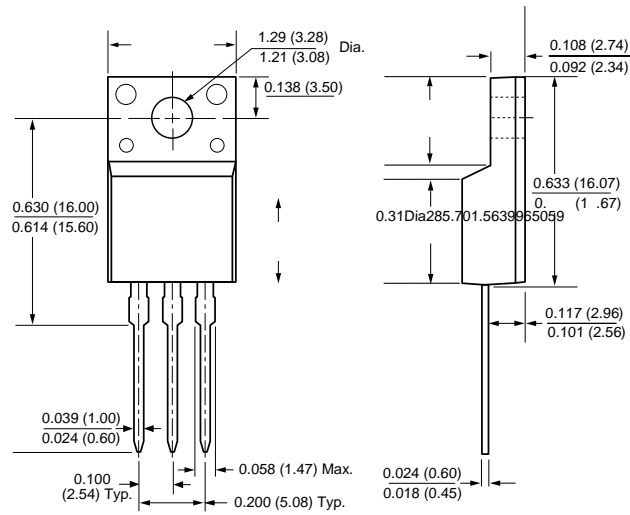
Notes:

RATINGS AND CHARACTERISTICS CURVES



d Ç %] o : μ v š] } v %] š v

PACKAGE OUTLINE DIMENSIONS



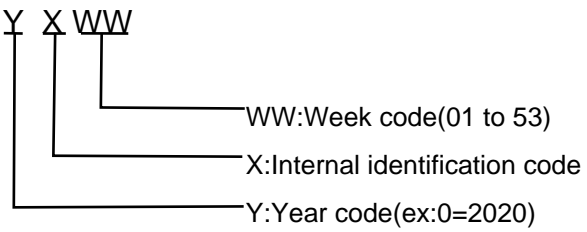
Marking Information

①W : Company's trademark

②Product model : TSR10 OCT 10 0

③PDC information

Y X WW



Packaging Information

1.Tube Dimensions

2.Inside Box

3.Outside Box

Packaging Information

NO	UNIT	Tube Dimensions		Inside Box				Outside Box
		A	B	L1	W1	∅1	S N	
Size	mm							