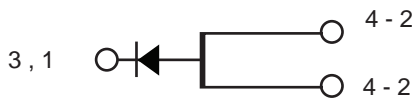

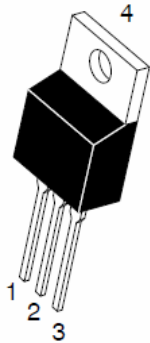


Trench OS Carrier Schottky Rectifier

TO-220AB
TSR L1 & 7-S

ITO-220AB
TSR L1 & 7)-S



Features

- † 100V
- † 100V
- † 100V
- † 100V
- † 100V
- † 100V

Applications

- † 100V
- † 100V
- † 100V
- † 100V

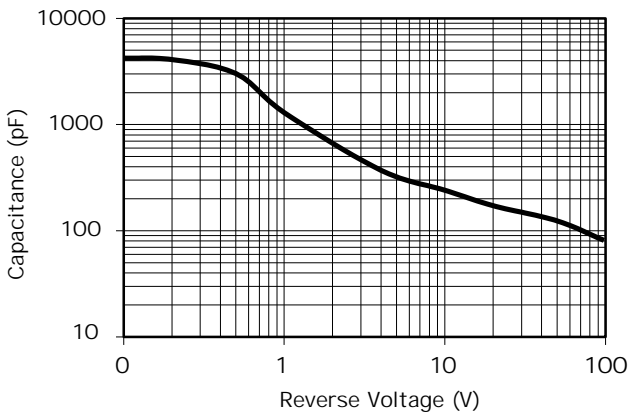

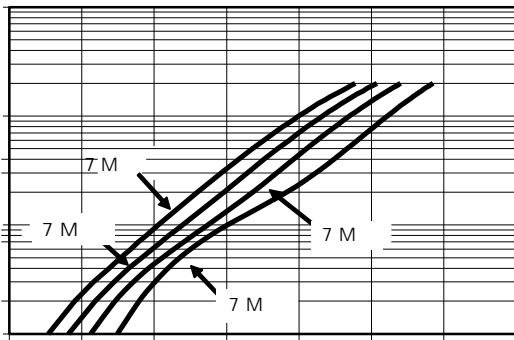
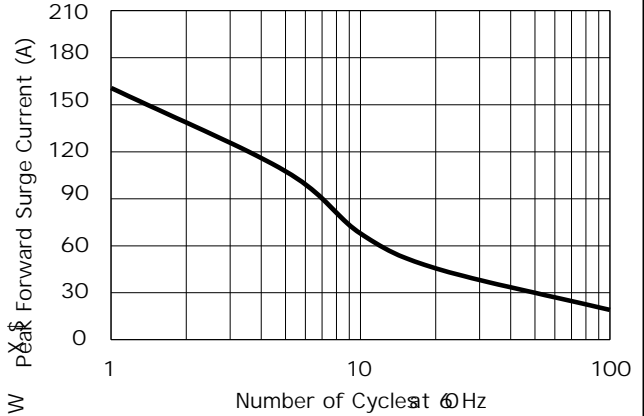
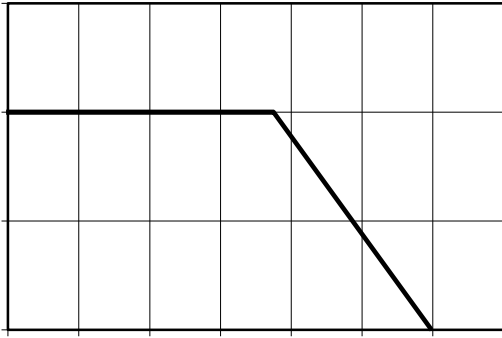
Maximum ratings and electrical characteristics (T_J = 25°C unless otherwise noted)

Parameter		Symbol	Limit	Unit
Maximum repetitive peak reverse voltage		V _{RR}	150	V
Maximum average forward rectified current	per device	I _{F(AV)}	10	A
Peak forward surge current 8.3 ms single half sine-wave superimposed on rated load per diode		I _{FS}		A
25°C		R _{θJC}	2	°C/W
75°C		R _{θJC}	4	°C/W
Instantaneous forward voltage per diode	IF=2A	VF(1)	T.P.	9
	TJ=25°C		A.	
	(1)			
	(2)			
100V		VF(5)		X
100V				P

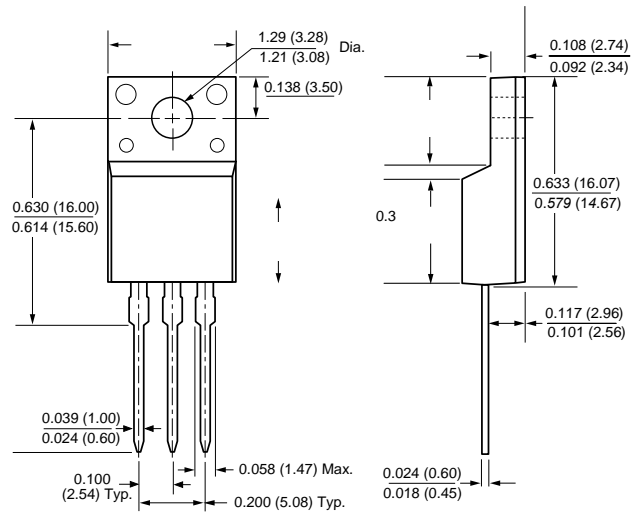
100V

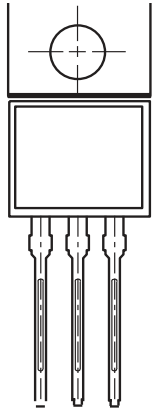
- (1) Pulse test: 300 μs pulse width, 1% duty cycle
- (2) Pulse test: Pulse width ≤ 40 ms

RATINGS AND CHARACTERISTICS CURVES (TA = 25 °C unless otherwise noted)

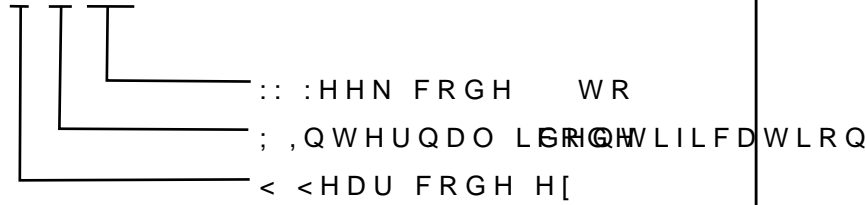


PACKAGE OUTLINE DIMENSIONS






765 / & 7or TSR10/ CTF



7XEH 'LPHQVLRQV



,QVLGH %R[

2XWVLGH %R[

3DFNDJLQJ ,QIRUPDWLRQ

12	81,	7XEH 'LPHQVLRQV			,QVLGH %R[2XWVLGH %R[
6L]H	PP	\$	%		/	:	+	/	:	+
47<	3&6	3&6 7XEH			6PDOO SDVWDJH3&6 WXEORWDO			3&6 FDUERGLWDO		
1RWH		7ROHUDQFH PP" PP			PP" PP			PP" PP		