

7UHQFK 026 %DUULHU 6FKRWWN\ 5H

DO-201AD
TSA /



Cathode Anode

Features

- ‡ \$GYDQWUHQFK WHFKQRORJ\
- ‡ /RZRUZDURQWDJH GURS
- ‡ /RZRZURVVHV
- ‡ +LJHILFLHQF\ RSHUDWLRO
- ‡ /HDGHHLQLVK &RPSOLDQW

Applications

- ‡ '&' &RQYHUWHUV
- ‡ \$&'&GDSWRUV
- ‡ 6ZLWFKRZHXSSOLHV
- ‡)UHHZKHHLRQJ

Maximum ratings and electrical characteristics (T_J = 25°C unless otherwise noted)

3DUDPHWHU		6\PERO	/LPLW	8QLW	
0D[LPHSHVSHUNYHYURQWDJH		9550		9	
0D[LPHYHURJHZDUG UFXEWHIQWG		,) \$9		\$	
3HDN IRUZDURUUHQW VLQRDQZDYH VXSHULPSURVHRSGGLRGH		,) 60		\$	
2SHUDMXQRQWRUDJH WHPSHUDW		X0H767°C	JH 5 WR	f &	
7\SLFVCHUPDO USHVUVQHDQFH		'2 \$'	5\$-&	f & :	
,QVWDQWDQHRURQWDJH SHGLRGH		9)	7<3	0\$;	
	,) \$		7- f&		9
	,) \$		7- f&		
,QVWDQWDQHRXUUSHVURQWDJH UDWHYHYURQWDJH		,5		X\$	
			7- f&		P\$

1RWHV

3XOVH WHVVSXOVH ZLGWK GXW\F\FOH

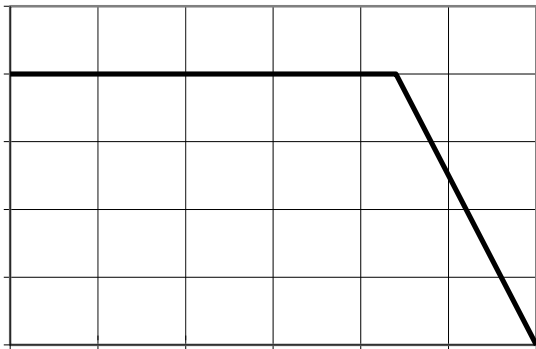
3XOVH WHVW 3XOVH ZLGWK 0



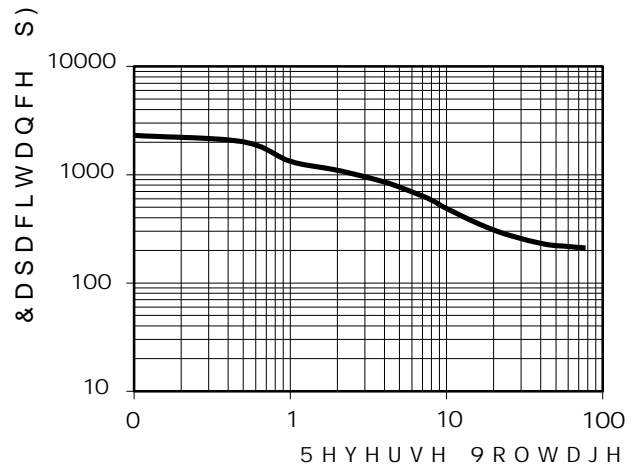
76\$ /

129


RATINGS AND CHARACTERISTICS CURVES (TA = 25 °C unless otherwise noted)



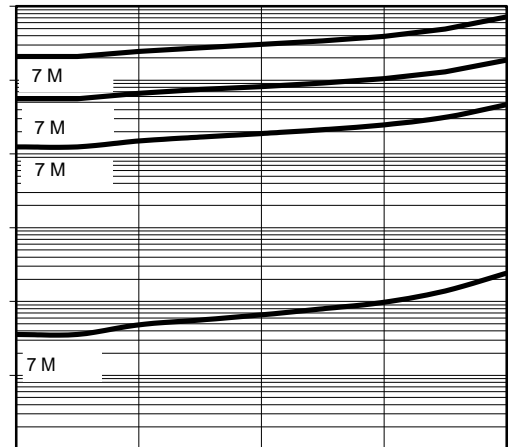
Current Derating, Case



Typical Junction Capacitance



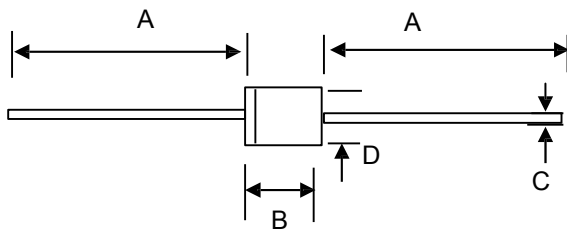
Typical Forward Voltage



Typical Reverse Current

PACKAGE OUTLINE DIMENSIONS

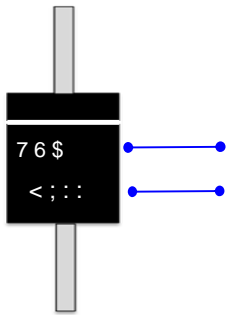
DO-201AD



DO-201AD mechanical data

UNIT		A	B	C	D
mm	max	26.5	9.5	1.4	5.3
	min	24.5	7.3	1.1	4.8
mil	max	1043.30	374.01	5.1	208.67
	min	946.57	287.40		188.97

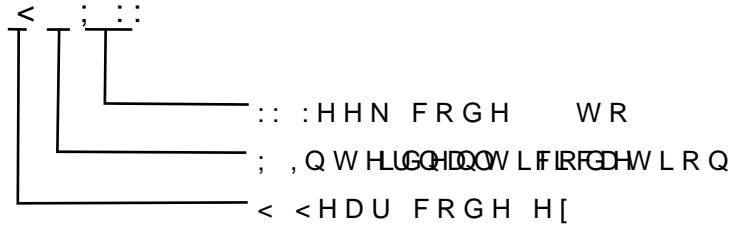
Cathode



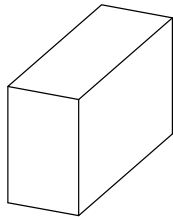
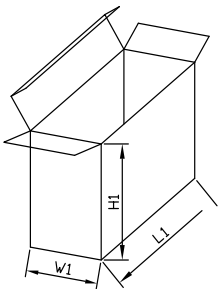
\$ Q R G H

7 3 U R G X F W 7 6 \$ G H 0

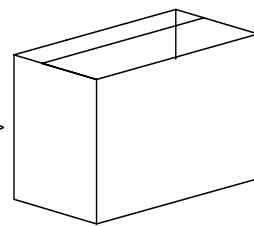
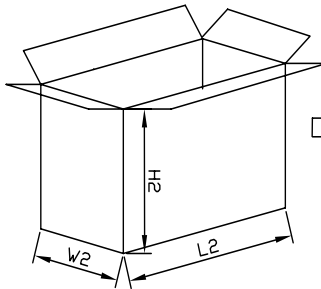
8 3 ' & L Q I R U P D W L R Q



1. Inside Box



2. Outside Box



NO	UNIT	Inside Box			Outside Box		
		L1	W1	H1	L2	W2	H2
Size	mm	255	75	1		280	320
QTY	PCS	Smallest package, 1000PCS/carton			10,000PCS/carton, 10 boxes in total		
Note							