

DO-201AD
TSA5L300



Cathode  Anode 

Features

- Advanced trench technology
- Low forward voltage drop
- Low power losses
- High efficiency operation
- Lead Free Finish, RoHS Compliant

Applications

- DC/DC Converters
- AC/DC Adaptors
- Switching Power Supplies
- Freewheeling Diodes


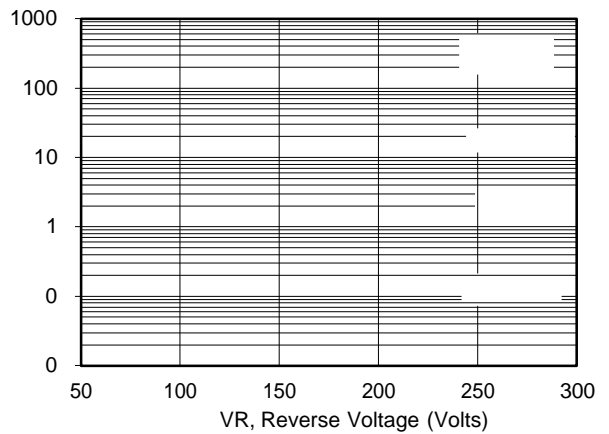
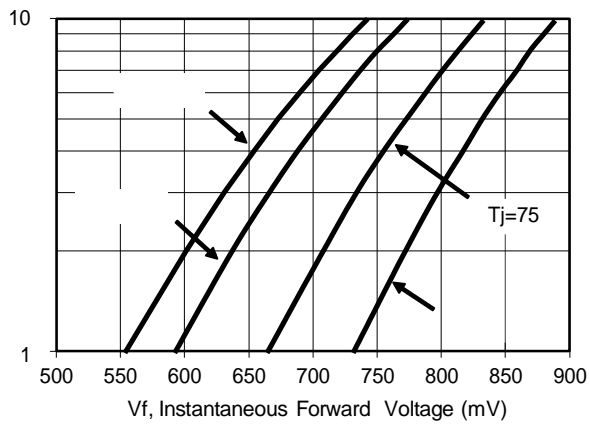
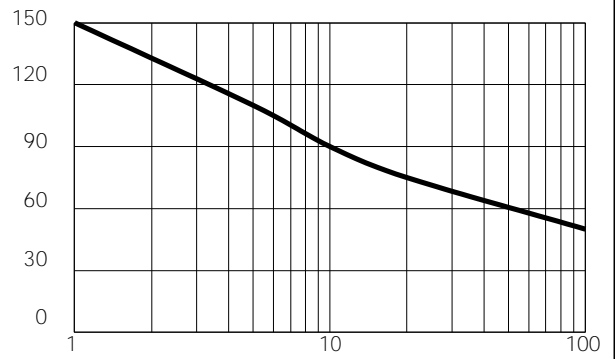
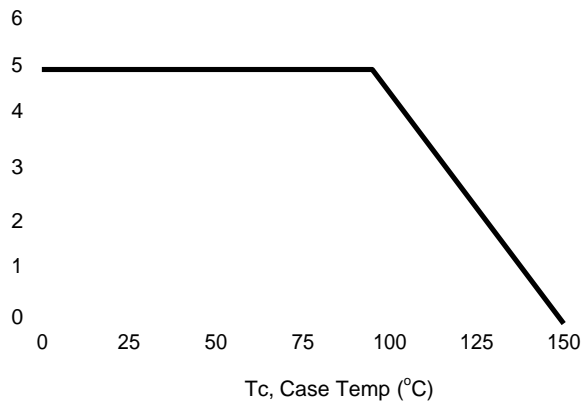
Maximum ratings and electrical characteristics (T_J = 25°C unless otherwise noted)

Parameter		Symbol	Limit		Unit	
Maximum repetitive peak reverse voltage		VRRM	0		V	
Maximum average forward rectified current		IF(AV)			A	
Peak forward surge current 8.3 ms single half sine- wave superimposed on rated load per diode		IFSM			A	
Operating junction and storage temperature range		TJ, TSTG	- 0 to +150		°C	
Typical thermal resistance per leg					°C/W	
Instantaneous forward voltage per diode		VF(1)	TYP.	MAX.	V	
	IF= A		TJ=25°C	0.		0.
	IF= A		TJ= 25°C	0.		-
	IF= A		TJ=25°C	0.		0.
IF= A	TJ=125°C	0.	-			
Instantaneous reverse current per diode at rated reverse voltage	TJ=25°C	IR(2)				
	TJ=125°C		-		A	

Notes:

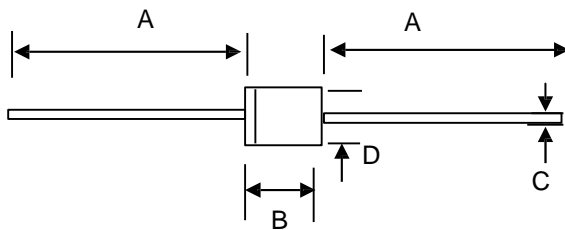
TSA5L300

RATINGS AND CHARACTERISTICS CURVES



PACKAGE OUTLINE DIMENSIONS

DO-201AD

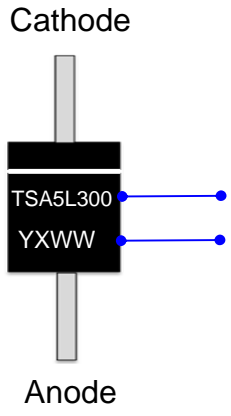


DO-201AD mechanical data

UNIT		A	B		D
mm	max	26.5	9.5	4	5.3
	min	24.5	7.3	1	4.8
mil	max	1043.30	374.01		208.67
	min	946.57	287.40		188.97

TSA5L300

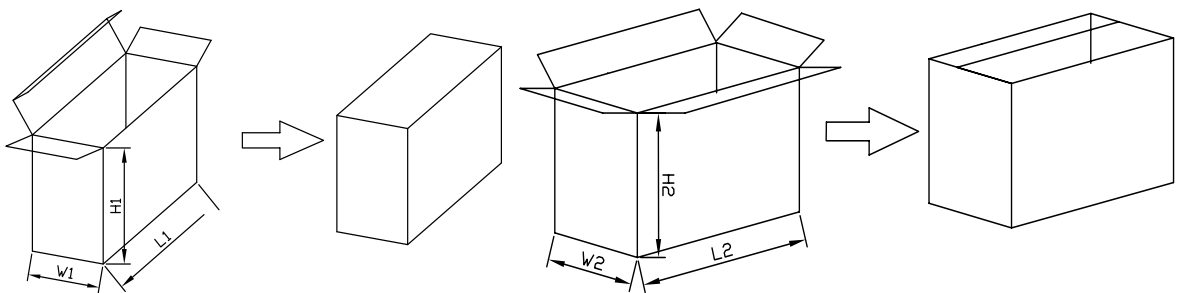
Marking Information



Product model : TSA
 PDC information
 Y X WW
 WW:Week code(01 to 53)
 X:Internal identification code
 Y:Year code(ex:0=2020)

Packaging Information

1.



Packaging Information

NO	UNIT	Inside Box			Outside Box		
		L1	W1	H1	L2	W2	H2
Size	mm			1		2 0	0
QTY	PCS	Smallest package,	0PCS		,		