

7UHQFK 026 %DUULHU 6FKRWWN\ 5H

DO-201AD  
TSA /



Cathode  $\leftarrow$  Anode

Features

- ‡ \$GYDQWUHQFK WHFKQRORJ\
- ‡ /RZRZURGRWDJH GURS
- ‡ /RZRZURVVHV
- ‡ +LJKILFLHQF\ RSHUDWLRO
- ‡ /HDGHHLQLVK &RPSOLDQW

Applications

- ‡ '&' & RQYHUWHUV
- ‡ \$&' & GDSWRUV
- ‡ 6ZLWFKRZHXSSOLHV
- ‡ )UHHZKHHLRGRJ

Maximum ratings and electrical characteristics (T<sub>J</sub> = 25°C unless otherwise noted)

3DUDPHWHU		6\PERO	/LPLW	8QLW	
0D[LXPXSHVSHUNYHYURQWDJH		9550		9	
0D[LXPYHURJHZDUG UFXEWHIQWG		,) \$9		\$	
3HDN IRVZDUEBUUHQW VLQDQHQZDYH VXSHULPSQNDVGRSGLRGH		,) 60	15	\$	
2SHUDMXQEDVLRQWRUDJH WHPSHUDW		XUH 007CJH	5 WR	f &	
7\SLFVQCHUPDO USHVULVQHDQFH		'2 \$'	5 \$-&	2	f & :
,QVWDQWDQHRROWRUJZDUG SHGLRGH	,) \$	7- f &	7 < 3	0 \$;	
	,) \$	7- f &			
	,) \$	7- f &			
	,) \$	7- f &			
,QVWDQWDQHRXUUSHQWIRQWH UDWHYHYURQWDJH	7- f &	,5		P \$	
	7- f &			P \$	

1RWHV

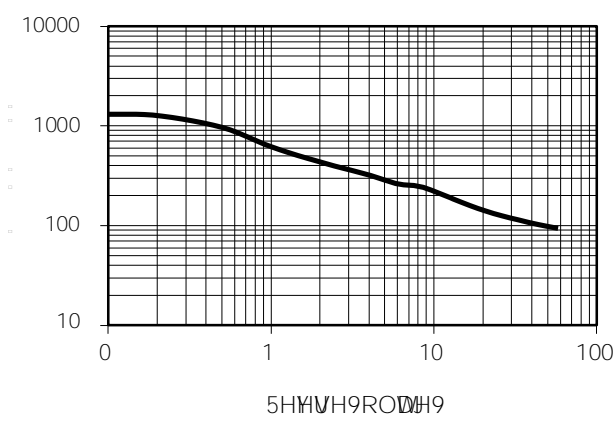

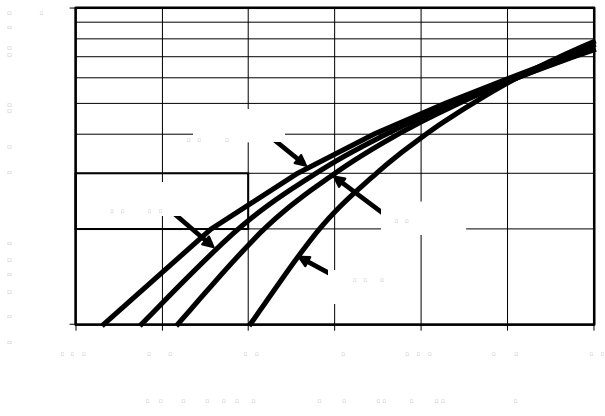
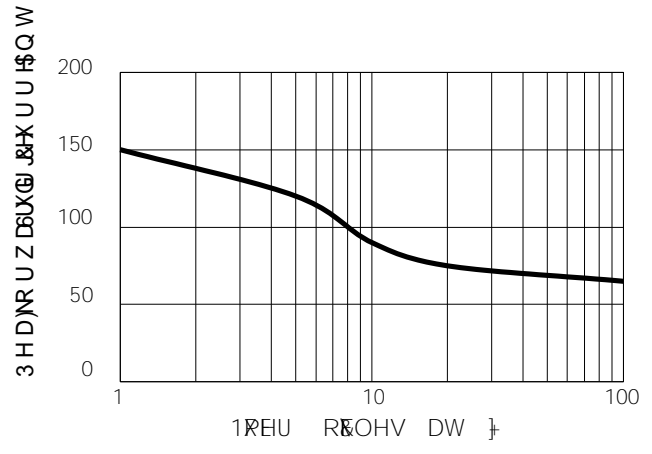
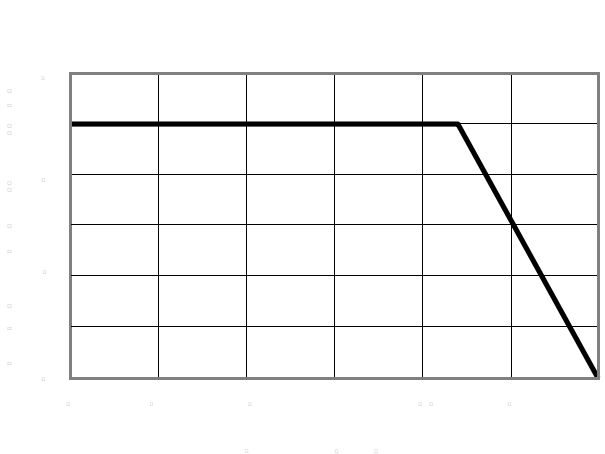
3XOVH WHVVSXOVH ZLGWK GXW\F\FOH

3XOVH WHVW 3XOPWH ZLGWK 0

RATINGS AND CHARACTERISTICS CURVES

7\$

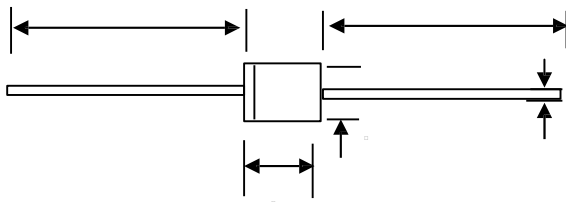
f & X Q O H V Q R W K B U Z L V H



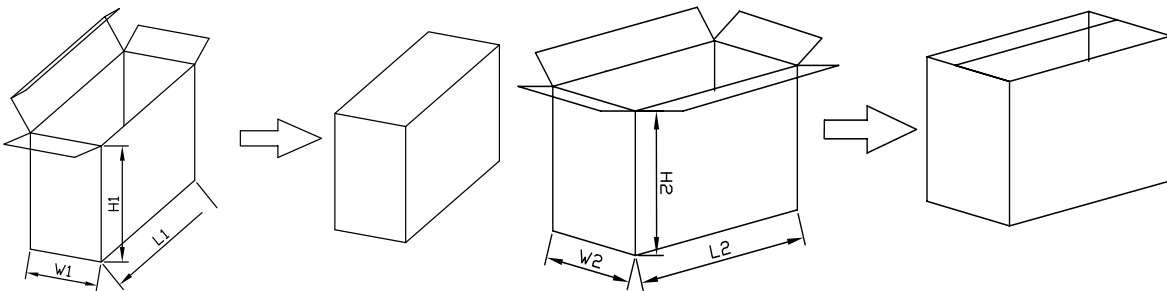
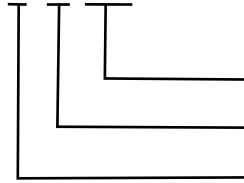
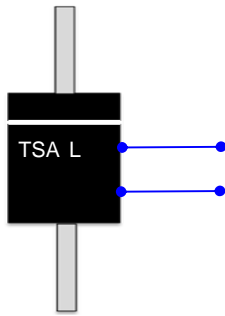
5 H Y V H 9 R O D W H 9

## PACKAGE OUTLINE DIMENSIONS

DO-201AD



				4	
				1	



				4	4		