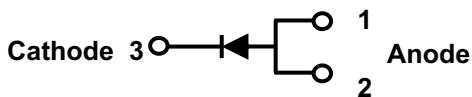


7 U H Q F K % D U U L H U 6 F K R W W N \ 5 H F W

7 6 3 6 6 3

TO-277



Features

- Advanced trench technology
- Low forward voltage drop
- Low power losses
- High efficiency operation
- Lead Free Finish, RoHS Compliant

Applications

- DC/DC Converters
- AC/DC Adaptors
- Switching Power Supplies
- Freewheeling Diodes

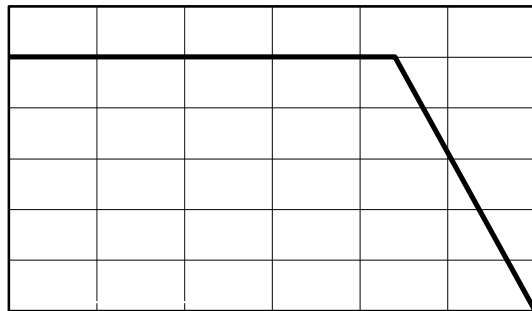
Maximum ratings and electrical characteristics (TJ = 25°C unless otherwise noted)

Parameter	Symbol	Limit	Unit
Maximum repetitive peak reverse voltage	VRRM		V
Maximum average forward rectified current	IF(AV)		A
Peak forward surge current 8.3 ms single half sine- wave superimposed on rated load per diode	IFSM	0	A
Operating junction and storage temperature range	TJ, TSTG	- to +150	°C
7 \ S L F D O W K H U P D O U H V L V W D Q F H S H U G L S G & I O R X Q W H G R Q) 5 3 & C A V			
Instantaneous forward voltage per diode	VF(1)	TYP.	0.1
		IF= A TJ=25°C	56
		IF= A TJ=125°C	0.6
		IF= A 7 - f & TJ=125°C	0.
Instantaneous reverse current per diode at rated reverse voltage	IR(2)	TJ=25°C	uA
		TJ=125°C	- mA

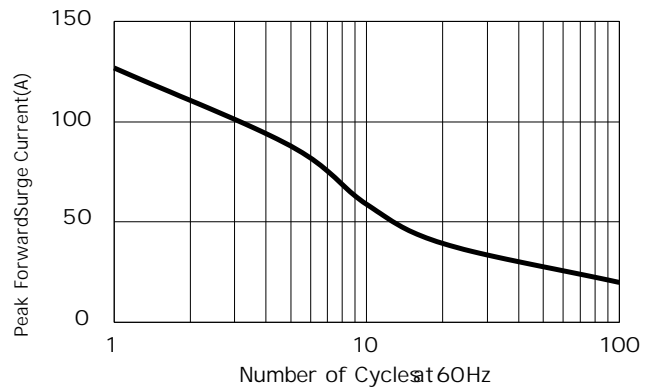
Notes:

3 X O V H W H V W 3 X O V H Z L G W K G X W \ F \ F O H
 3 X O V H W H V W 3 X O P W H Z L G W K 0


RATINGS AND CHARACTERISTICS CURVES (TA = 25 °C unless otherwise noted)




Current Derating, Case



Maximum Repetitive Surge Current



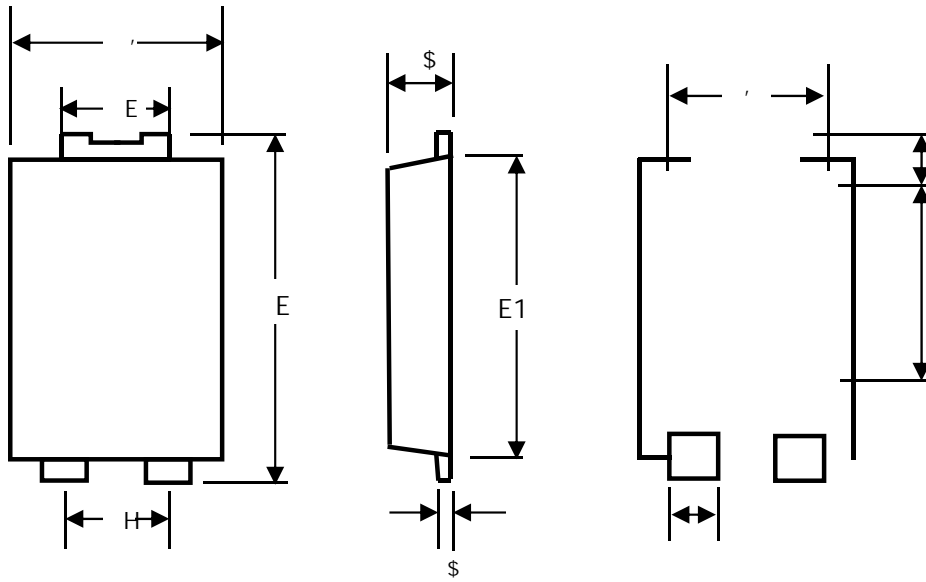
Typical Reverse Current



Typical Junction Capacitance

3 \$ & . \$ * (2 8 7 / , 1 (' , 0 (1 6 , 2 1 6

7 2



Marking Information

Product model :TSP5 6 ~~Referred~~
to as 5 6

8PDC information

Y X WW

WW:Week code(01 to 53)

X:Internal identification code

Y:Year code(ex:0=2020)

Packaging Information