

## Surface Mount Flat 6 F K R W W N \ Bridge Rectifier

### Features

- **Case:** MBF Molded plastic body over Schottky barrier chips
- **Terminals:** Solder plated, solderable per JESD22-B102

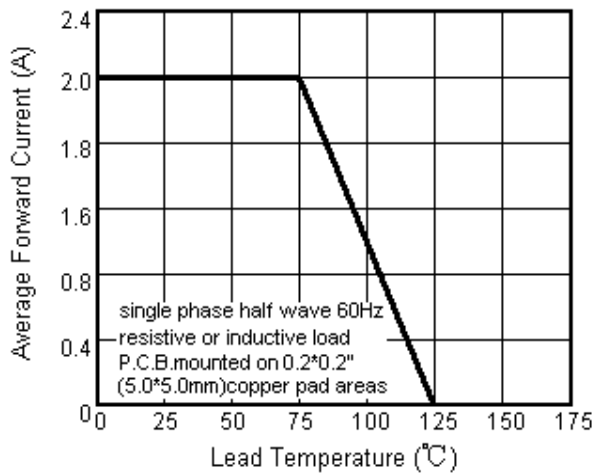
#### Maximum Ratings and Electrical characteristics

Ratings at 25 °C ambient temperature unless otherwise specified.

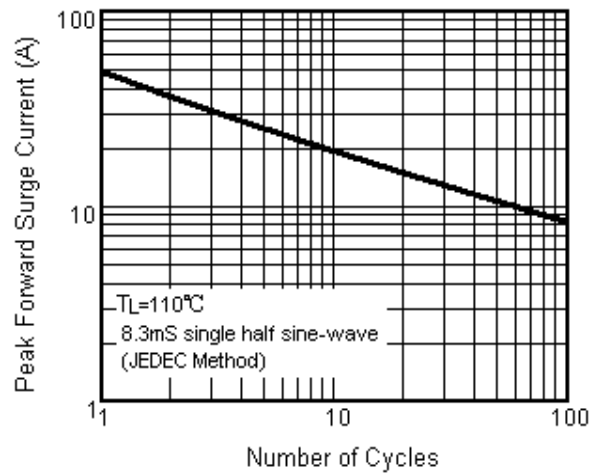
Single phase half-wave 60 Hz, resistive or inductive load, for capacitive load current derate by 20 %.


**RATINGS AND CHARACTERISTICS CURVES** (TA = 25 °C unless otherwise noted)

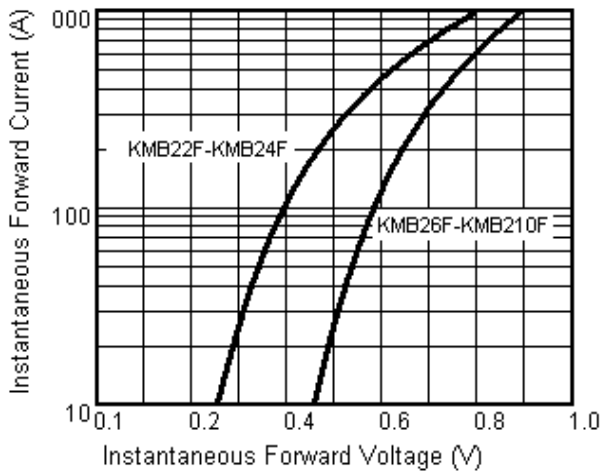
**Fig.1 Forward Current Derating Curve**



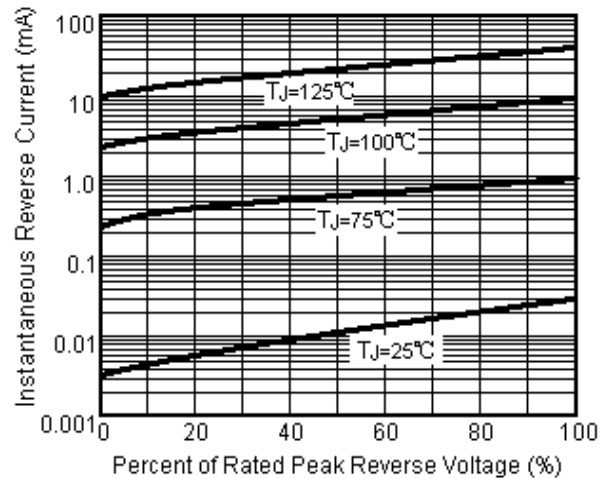
**Fig.2 Maximum Non-Repetitive Peak Forward Surge Current**



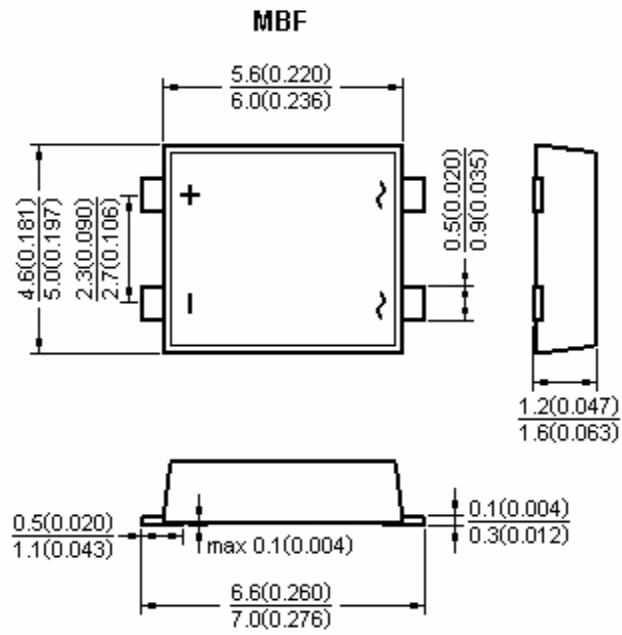
**Fig.3 Typical Instantaneous Forward Characteristics**



**Fig.4 Typical Reverse Characteristics**



PACKAGE OUTLINE DIMENSIONS



Dimensions in millimeters and (inches)