

# GBU1006E50

23-NOV-2020

## Features

°C

### PINNING

PIN	DESCRIPTION
1	Input Pin ( ~ )
2	Input Pin ( ~ )
3	Output Anode ( + )
4	Output Cathode ( - )

### Applications

		10.0	
		200	
8.3			
5		1.25	
Junction to ambient without heatsink Junction to case, with heatsink			
		50	°C



# GBU1006E50

23-NOV-2020

Fig.1: Current Derating Curve

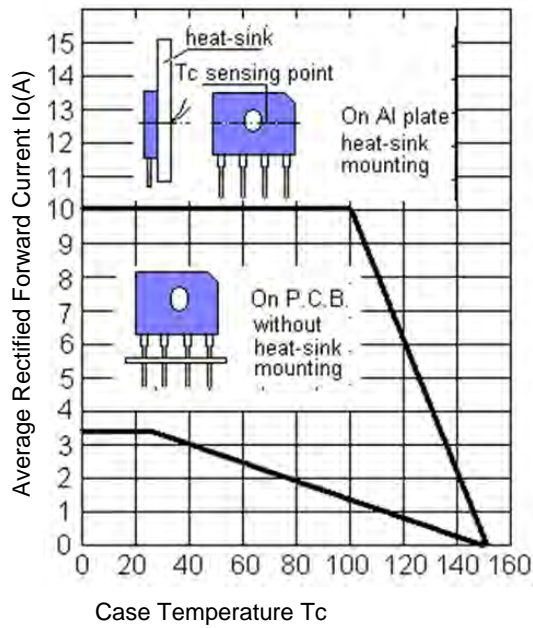


Fig.2 Typical Reverse Characteristics

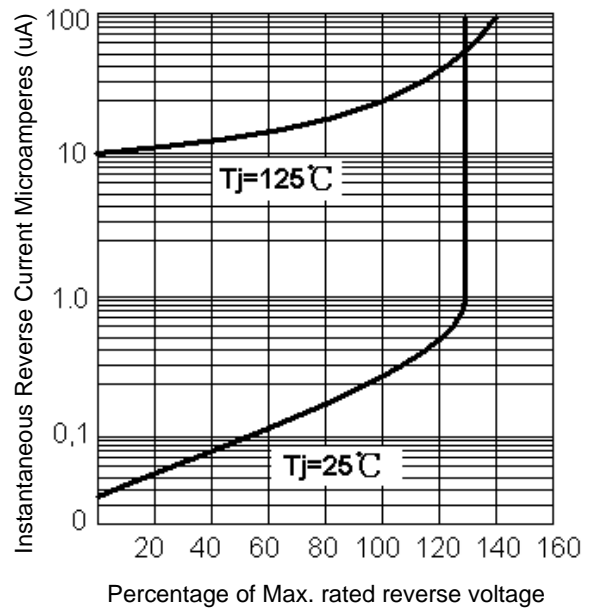


Fig.3: Max. Surge Current

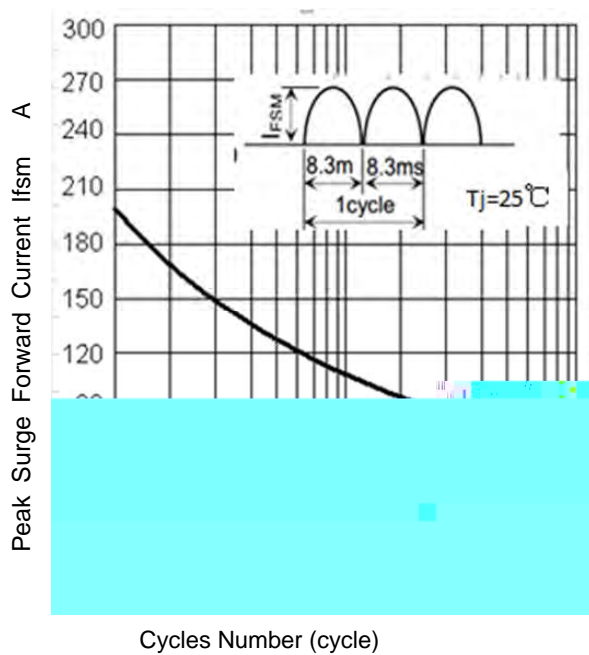
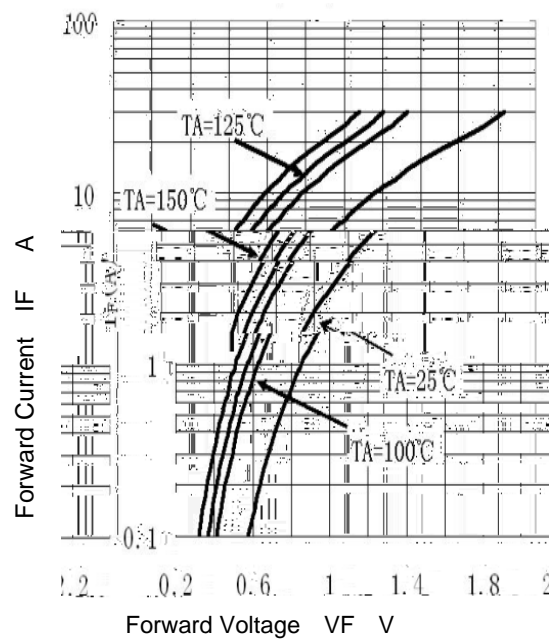


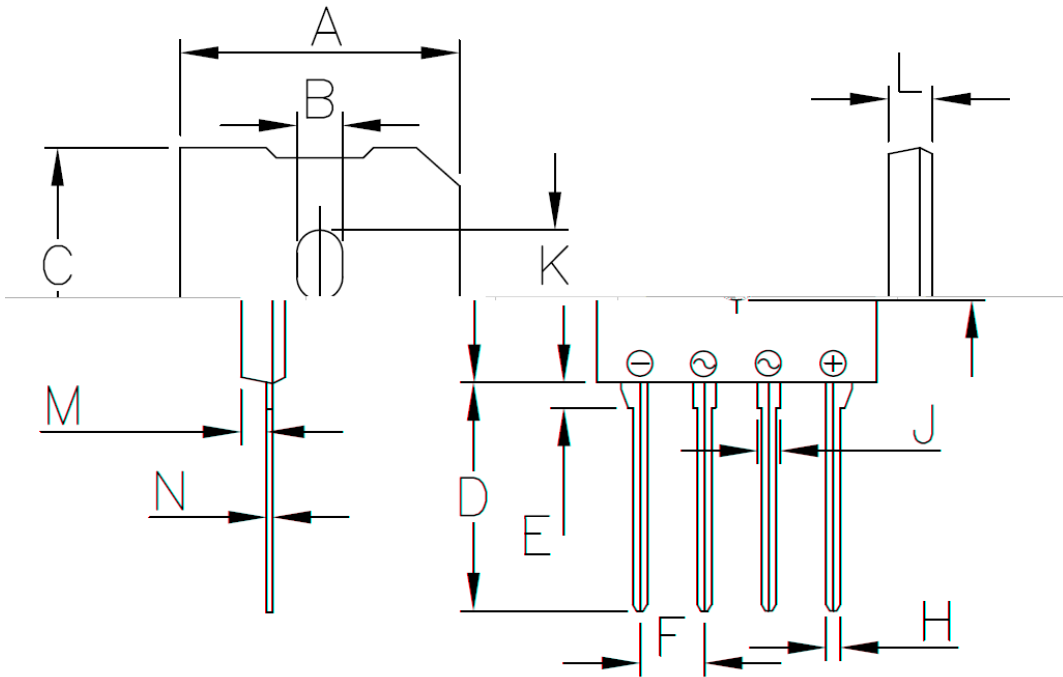
Fig.4: Rated Forward Features





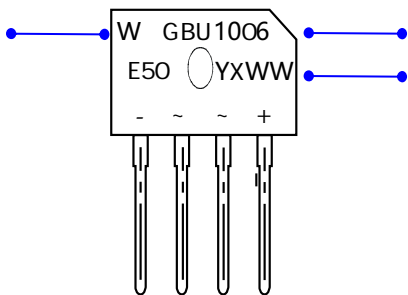
# GBU1006E50

23-NOV-2020



			4.1			1	5.43	1.15	2.24	5.6	3.6		6
			5				4.73	0.85	64	5.1	2	8	4
			7			09	22	045	9	22	5		
							18	033	6	20	2	7	15

## Marking Information



W : Company's trademark

Product model : GB

PDC information

Y X WW

WW:Week code(01 to 53)

X:Internal identification code

Y:Year code(ex:0=2020)